

# KANG YU GLASS

## GREAT IDEAS OF GLASS



YOUR IMAGINATION STARTS  
FROM HERE











# GREAT IDEAS OF GLASS

IN THE HISTORY OF MANKIND ARCHITECTURES HAVE WORKED AS A MIRROR , REFLECTING THE HISTORY AND THE PERSONALITY OF PEOPLE AS THE EVOLUTION OF MANKIND TOOK PLACE SO DOES THE ARCHITECTURE .

WE IN KANGYU WHICH ESTABLISHED IN 1987 HAVE GONE BEYOND IMAGINATION IN GLASS ARCHITECTURE .OVER THE LAST THREE DECADE OF HARD WORKING AND INNOVATIVE THINKING UNDER THE LEADERSHIP OF SHI BEN SHI THE KANGYU GLASS HAVE PRODUCED SOME OF THE FINEST PIECE OF ART GLASS, FROM CAST GLASS TO FACADE ART GLASS, BY USING INNOVATION AND ART TECHNIQUE KANGYU HAVE FULFILLED ITS PROMISES

THE PIECE OF ART GLASS IS FIRST OF ITS KIND BY USING HAND ART WORK AND ADDING COLOUR INTO IT . TODAY OUR PRODUCT REACH IS WORLD WIDE .IN RESPONSE TO MATCH DEMAND FROM PEOPLE WE SEE OUR ROLE AS FACILITATOR OF DREAMS.KANGYU TODAY MORE FOCUSING ON FACADE ART GLASS AND CAST ART GLASS AS WELL.

TO PROVE BETTER UNDERSTANDING OF OUR GLASS SOLUTIONS WE HAVE ORGANIZED E-CATALOUGE . KANGYU AIM IS TO INSPIRE PEOPLE WITH OUR GREAT IDEAS OF GLASS WHICH COULD HELP PEOPLE TO IMAGINE .



**THE ART OF FACADE GLASS( NANJING GLASS TOWER)**





ART FACADE WALL OF BRITISH MUSEUM








## **ART FACADE GLASS**


*THE ART FACADE GLASS IS A NEW INNOVATION IN KANGYU, ITS A FACADE GLASS WHICH HAVE UNIQUE DESIGN & HAVE FEELING OF ART WORK . IMAGINE AN OFFICE WHERE SUNLIGHT IS WELCOME BUT NOT ITS HEAT, IMAGINE A CONFERENCE ROOM WHERE DIFFERENT DESIGN OF GLASS FILLED WITH UNIQUE ART CHANGES YOUR DAY*



HARBIN CONCERT HALL







## SEA WAVE ART FACADE GLASS



**FEATURES:** LOW INTERNAL AND EXTERNAL REFLECTION  
HIGH LIGHT TRANSMISSION  
CAN BE CUSTOMIZED ON REQUIREMENT

**APPLICATION:** CAN USE FOR INTERNAL AND EXTERNAL USE  
MIXED USE OF ART FACADE GLASS

**ADVANTAGES:** CAN CUSTOMIZE FOR GLARE REDUCTION  
SOLAR REDUCTION , HEAT TRANSMISSION  
CAN BE TAMPERED , PVB LAMINATION ( SGP LAMINATION OPTIONAL )  
HIGH PERFORMANCE WITH SINGLE GLAZING

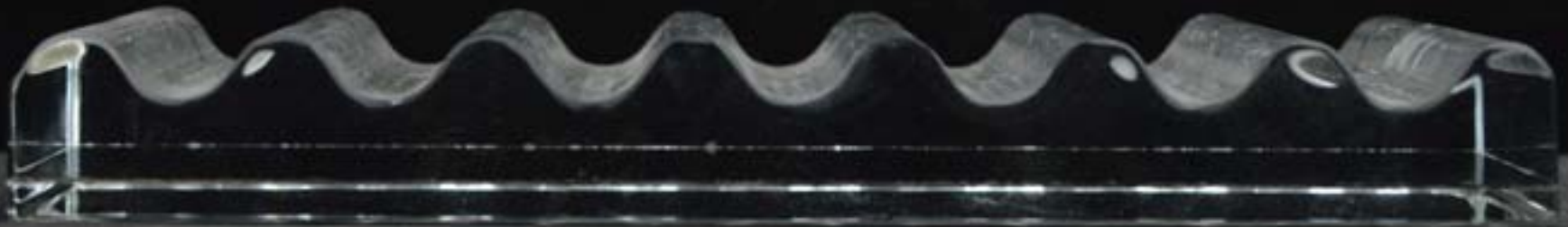
**RANGE:** NORMALLY AVAILABLE IN CLEAR AND FROSTED WATER WHITE

**THICKNESS:** AVAILABLE FROM 8 MM TO 20 MM MAX

**LENGTH:** FROM 1200\*2400 TO 1200\*6000

**LAMINATION:** RANGE FROM 8MM TO 15MM





## HIGH TIDE ART FACADE GLASS



**FEATURES:** LOW INTERNAL AND EXTERNAL REFLECTION  
LOW HEAT TRANSMISSION

**APPLICATION:** INTERNAL AND EXTERNAL USE  
MIXED USE OF ART FACADE GLASS WITH CUSTOMIZATION

**ADVANTAGES:** CAN BE CUSTOMIZED FOR SHGC AND G VALUE  
HEAT REDUCTION , SOLAR REDUCTION  
TAMPER ON REQUIREMENT, PVB LAMINATION( SGP LAMINATION OPTIONAL )  
ENERGY EFFICIENCY CAN BE ACHIEVED WITH SHGC


**RANGE:** NORMALLY AVAILABLE IN CLEAR AND FROSTED WATER WHITE

**THICKNESS:** AVAILABLE FROM 8MM TO 20 MM MAX

**LENGTH:** FROM 1200\*2400 TO 1200\*6000

**LAMINATION:** RANGE FROM 8MM TO 15MM





## SEA OVERVIEW ART FACADE GLASS



**FEATURES:** LOW INTERNAL AND EXTERNAL REFLECTION  
LOW HEAT TRANSMISSION

**APPLICATION:** INTERNAL AND EXTERNAL USE  
MIXED USE OF ART FACADE GLASS WITH CUSTOMIZATION

**ADVANTAGES:** CAN BE CUSTOMIZED FOR SHGC AND G VALUE  
HEAT REDUCTION , SOLAR REDUCTION  
TAMPER ON REQUIREMENT, PVB LAMINATION( SGP LAMINATION OPTIONAL )  
HIGH PERFORMANCE AND GLARE REDUCTION


**RANGE:** NORMALLY AVAILABLE IN CLEAR AND FROSTED WATER WHITE

**THICKNESS:** AVAILABLE FROM 8MM TO 20 MM MAX

**LENGTH:** FROM 1200\*2400 TO 1200\*6000

**LAMINATION:** RANGE FROM 8MM TO 15MM





## SEA SURFER FACADE ART GLASS



**FEATURES:** LOW INTERNAL AND EXTERNAL REFLECTION  
LOW HEAT TRANSMISSION

**APPLICATION:** INTERNAL AND EXTERNAL USE  
MIXED USE OF ART FACADE GLASS WITH CUSTOMIZATION

**ADVANTAGES:** CAN BE CUSTOMIZED FOR SHGC AND G VALUE  
HEAT REDUCTION , SOLAR REDUCTION  
TAMPER ON REQUIREMENT, PVB LAMINATION( SGP LAMINATION OPTIONAL )  
VERY ELEGANT WHICH GIVES NEW MODERN LOOK TO THE BUILDING


**RANGE:** NORMALLY AVAILABLE IN CLEAR AND FROSTED WATER WHITE

**THICKNESS:** AVAILABLE FROM 8MM TO 20 MM MAX

**LENGTH:** FROM 1200\*2400 TO 1200\*6000

**LAMINATION:** RANGE FROM 8MM TO 15MM





## SEA SHOCK WAVE ART FACADE GLASS



**FEATURES:** LOW INTERNAL AND EXTERNAL REFLECTION  
LOW HEAT TRANSMISSION

**APPLICATION:** INTERNAL AND EXTERNAL USE  
MIXED USE OF ART FACADE GLASS WITH CUSTOMIZATION

**ADVANTAGES:** CAN BE CUSTOMIZED FOR SHGC AND G VALUE  
HEAT REDUCTION , SOLAR REDUCTION  
TAMPER ON REQUIREMENT, PVB LAMINATION( SGP LAMINATION OPTIONAL )  
ENERGY EFFICIENCY CAN BE ACHIEVED WITH SHGC

**RANGE:** NORMALLY AVAILABLE IN CLEAR AND FROSTED WATER WHITE

**THICKNESS:** AVAILABLE FROM 8MM TO 20 MM MAX

**LENGTH:** FROM 1200\*2400 TO 1200\*6000

**LAMINATION:** RANGE FROM 8MM TO 15MM





## **LOW TIDAL WAVE ART FACADE GLASS**



**FEATURES:** LOW INTERNAL AND EXTERNAL REFLECTION  
LOW HEAT TRANSMISSION AND HIGH LIGHT TRANSMISSION

**APPLICATION:** INTERNAL AND EXTERNAL USE  
MIXED USE OF ART FACADE GLASS WITH CUSTOMIZATION

**ADVANTAGES:** CAN BE CUSTOMIZED FOR SHGC AND G VALUE  
HEAT REDUCTION , SOLAR REDUCTION  
TAMPER ON REQUIREMENT, PVB LAMINATION( SGP LAMINATION OPTIONAL )  
HIGH PERFORMANCE AND GLARE REDUCTION

**RANGE:** NORMALLY AVAILABLE IN CLEAR AND FROSTED WATER WHITE

**THICKNESS:** AVAILABLE FROM 8MM TO 20 MM MAX

**LENGTH:** FROM 1200\*2400 TO 1200\*6000

**LAMINATION:** RANGE FROM 8MM TO 15MM





## JAGGED ART FACADE GLASS



**FEATURES:** LOW INTERNAL AND EXTERNAL REFLECTION

HIGH LIGHT TRANSMISSION

CAN BE CUSTOMIZED ON REQUIREMENT

**APPLICATION:** CAN USE FOR INTERNAL AND EXTERNAL USE

MIXED USE OF ART FACADE GLASS

**ADVANTAGES:** CAN CUSTOMIZE FOR GLARE REDUCTION

SOLAR REDUCTION , HEAT TRANSMISSION

CAN BE TAMPERED , PVB LAMINATION ( SGP LAMINATION OPTIONAL )

HIGH PERFORMANCE WITH SINGLE GLAZING


**RANGE:** NORMALLY AVAILABLE IN CLEAR AND FROSTED WATER WHITE

**THICKNESS:** AVAILABLE FROM 8 MM TO 20 MM MAX

**LENGTH:** FROM 1200\*2400 TO 1200\*6000

**LAMINATION:** RANGE FROM 8MM TO 15MM





## **FROSTED CURTAIN ART FACADE GLASS**



**FEATURES:** LOW INTERNAL AND EXTERNAL REFLECTION  
LOW HEAT TRANSMISSION AND HIGH LIGHT TRANSMISSION

**APPLICATION:** INTERNAL AND EXTERNAL USE  
MIXED USE OF ART FACADE GLASS WITH CUSTOMIZATION

**ADVANTAGES:** CAN BE CUSTOMIZED FOR SHGC AND G VALUE  
HEAT REDUCTION , SOLAR REDUCTION  
TAMPER ON REQUIREMENT, PVB LAMINATION( SGP LAMINATION OPTIONAL )  
HIGH PERFORMANCE AND GLARE REDUCTION

**RANGE:** NORMALLY AVAILABLE IN CLEAR AND FROSTED WATER WHITE

**THICKNESS:** AVAILABLE FROM 8MM TO 20 MM MAX

**LENGTH:** FROM 1200\*2400 TO 1200\*6000

**LAMINATION:** RANGE FROM 8MM TO 15MM

# THE CAST GLASS





THE EYE OF SHANGHAI (SHANGHAI TOWER)



## **THE MAKING OF ART CASTING GLASS**

CASTING GLASS BY KANGYU IS A REVOLUTIONARY ART DESIGN ON GLASS, FULL OF CREATIVITY, ART AND INNOVATION WHICH GIVES THE PRODUCT VERY UNIQUE LOOK. THE UNIQUE IDEA AND THE PERSON BEHIND IS SHI BEN SHI WHO TOOK NEW STEPS INTO THIS REVOLUTIONARY CASTING GLASS TO MAKE THE ART IMAGINATION COME TRUE ON GLASS.

ITS A PROCESS WHERE THE GLASS IS MELTED ON HIGH TEMPERATURE AND POUR INTO MOLDING AND GIVEN DESIGN , COLOUR AND SHAPE BY HANDS. IMAGINE A WORKPLACE WHERE CAST GLASS SPREAD ITS GLOW AND SETS TONE FOR THE WHOLE DAY. ENJOY THE CHOICE OF MATT , COLOURED , TRANSPARENT , TEXTURED , LACQUERED , AND PATTERNED CAST GLASS SOLUTIONS TO CREATE AMAZING AND MIND BLOWING INTERIOR FOR YOUR HOME , OFFICE OR HOTEL SPACE ...





J.W MARRIOT SHANGHAI













## SHANGHAI TOWER ( WORLDS 2ND TALLEST BUILDING)

### **THE MODERN ART CASTING GLASS**

**FEATURES :** DECORATION AND INTERIOR DESIGN  
WALLS AND GLASS SCULPTURE

**APPLICATION:** INTERNAL AND EXTERNAL APPLICATIONS  
MAIN ENTRY OF THE BUILDING , HOTELS , LOBBY AREA , ELEVATED AREA

**ADVANTAGES :** CAN BE CUSTOMIZED  
DIFFERENT COLOUR CAN BE GIVEN , ANY PATTERN OR DESIGN CAN BE GIVEN  
ANY SCULPTURE CAN BE DRAWN UPON REQUIREMENT

**RANGE:** CAN BE CUSTOMIZED ON SPECIAL REQUEST AND AVAILABLE IN CLEAR & FROSTED

**THICKNESS:** THICKNESS CAN BE ADJUSTED  
MOST POPULAR IS 25 MM AND COST EFFECTIVE

**LENGTH AND WIDTH:** LENGTH IS 2 METER AND WIDTH 1 METER MOST POPULAR





CITI BANK THE BUND

## **MODERN COLUMN CAST GLASS**

**FEATURES:** DECORATION FOR EXTERIOR OR INTERIOR

**APPLICATION:** MAIN ENTRY OR LOBBY AREA

**ADVANTAGES :** CAN CUSTOMIZED TO GIVE ANY SHAPE OR COLOUR  
DESIGN OR PATTERNS CAN APPLY  
HOWEVER WE CAN MATCH YOUR REQUIRE DESIGN OR PATTERNS

**RANGE :** AVAILABLE IN TRANSPARENT , FROSTED OR IN TRANSLUCENT

**THICKNESS :** AVAILABLE ON SPECIAL REQUEST



## J.W MARRIOT SHANGHAI

### **MODERN CAST GLASS PILLAR**

**FEATURES:** INTERIOR DECOR

**APPLICATION:** CAN APPLY ON PILLARS , WALLS , BEDROOM , LIVING ROOM, HOTELS , LOBBY AREA

**ADVANTAGES:** CAN BE CUSTOMIZED AS PER REQUIREMENT

SHAPE,DESIGN,PATTERN AND COLOUR

**RANGE :** AVAILABLE IN TRANSPARENT , FROSTED , COLOURED , PATTERNED , TRANSLUCENT

**THICKNESS:** CAN CUSTOMIZED AS PER REQUIREMENT





## **CASTING ART 3D WALL**

**FEATURES:** INTERIOR OR EXTERIOR DECORATION

**APPLICATION:** FOR HOTEL INTERIOR , WALL DECORATION

**ADVANTAGES:** CAN BE CUSTOMIZED AS PER REQUIREMENT  
SHAPE,DESIGN,PATTERN AND COLOUR

**RANGE :** AVAILABLE IN TRANSPARENT , FROSTED , COLOURED , PATTERNED , TRANSLUCENT

**THICKNESS:** CAN CUSTOMIZED AS PER REQUIREMENT





## YANZHOU XENG LONG CULTURE PARK (SHANDONG) 21 METER LONG CAST GLASS BUDDHA STATUE

### **CASTING ART GLASS TEMPLE DECOR**

**FEATURES:** TEMPLE INTERIOR DESIGN

**APPLICATION:** TEMPLES OR RELIGIOUS PLACES



**ADVANTAGES:** CAN BE CUSTOMIZED AS PER REQUIREMENT

SHAPE,DESIGN,PATTERN AND COLOUR

**RANGE :** AVAILABLE IN TRANSPARENT , FROSTED , COLOURED , PATTERNED , TRANSLUCENT

**THICKNESS:** CAN CUSTOMIZED AS PER REQUIREMENT







THE  
NEW  
SERIES





OF  
CAST





GLASS






THE  
NEW  
SERIES




OF  
CAST



GLASS







THE  
NEW  
SERIES



OF  
CAST  
GLASS






THE  
NEW  
SERIES



OF  
CAST  
GLASS











KANG YU GROUP

[WWW.KYGROUP.COM](http://WWW.KYGROUP.COM)

ADDRESS: NO.1666 TIANCHEN ROAD, QINGPU DISTRICT, SHANGHAI

TEL: 021-64385109, 021-69225288  
MOB: +86-1391-7194-240  
FAX: 021-69225289  
EMAIL: [KYCOPPER@KYGROUP.COM](mailto:KYCOPPER@KYGROUP.COM)